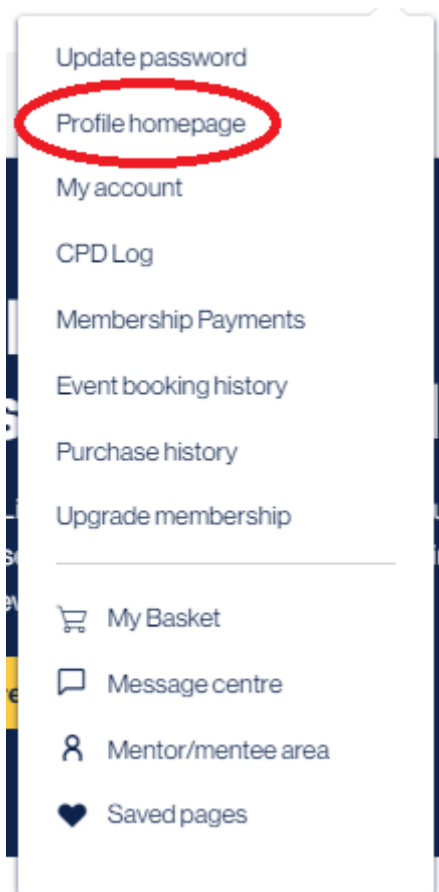


How to access the BCI mentoring scheme

To join the mentoring scheme just takes a few clicks on the BCI website.

To start, [go to the website and log in to your personal profile](#).

Once you've logged in then click your name at the top of the screen and when the menu below appears select 'profile homepage'



Then you should click the box shown below.



Which will bring up this screen and allow you to click 'Directory'

Homepage → Profile homepage → My account

My account

Personal

Work

Addresses

Interests

Directory

By selecting the two options shown below you will then be set up in the [BCI Community Directory](#) and BCI members who are looking for a mentee will be able to see your profile.

Homepage → Profile homepage → My account

My account

Personal

Work

Addresses

Interests

Directory

Membership directory



Show my record



Exclude me from directory

By selecting "Show My Record", you are agreeing to displaying your community profile publicly in the community directory. Other members will be able to view and interact with you via the website. You can always control what information is public and whether you are listed by returning here.

Roles



Consultant



Speaker




Looking for mentor

On the same screen you will also be able to add your biography which will be crucial for helping other members find out more about you.

For the best results though you should be proactive and from the community directory, using the filter (below), you can search for BCI members who are looking for a member to mentor. Once you have found somebody who you think could help you then you can contact them via their profile.

Filter results [Clear](#)


Role 

Consultant (95)

Speaker (110)

Available to mentor (141)

Looking for mentor (22)

Topic 

Membership grade 